



Lester Control Systems Ltd

Unit D, 18 Imperial Way, Croydon, Surrey, CR0 4RR.

Tel: **020 8288 0668**

Fax: 020 8288 0667


Email: info@lestercontrols.co.uk

www.lestercontrols.co.uk

LC PUSH BUTTON PB37 (CAT2), (BT24106-37): QUICK SETUP GUIDE ISSUE: 2 Date: 21/10/2024

1. Pre-Check Information:
 - a. Push Button and 5 wire connector:
2. Push Button Overview:
 - a. Voltage Range
 - i. 20-24V DC typ. (18-30V DC min/max)
 - b. Current
 - i. Standby Consumption.
 1. 5mA.
 - ii. In Operation.
 1. Typical = 60mA, Minimum = 42mA, Maximum = 80mA.

Fig 2.1




Key:

5 Way Connector Connections

S = Switch	= GREEN
L = Lamps	= BLUE
- = Supply (-)	= BLACK
+ = Supply (+)	= RED
ST = Standby Illumination	= YELLOW

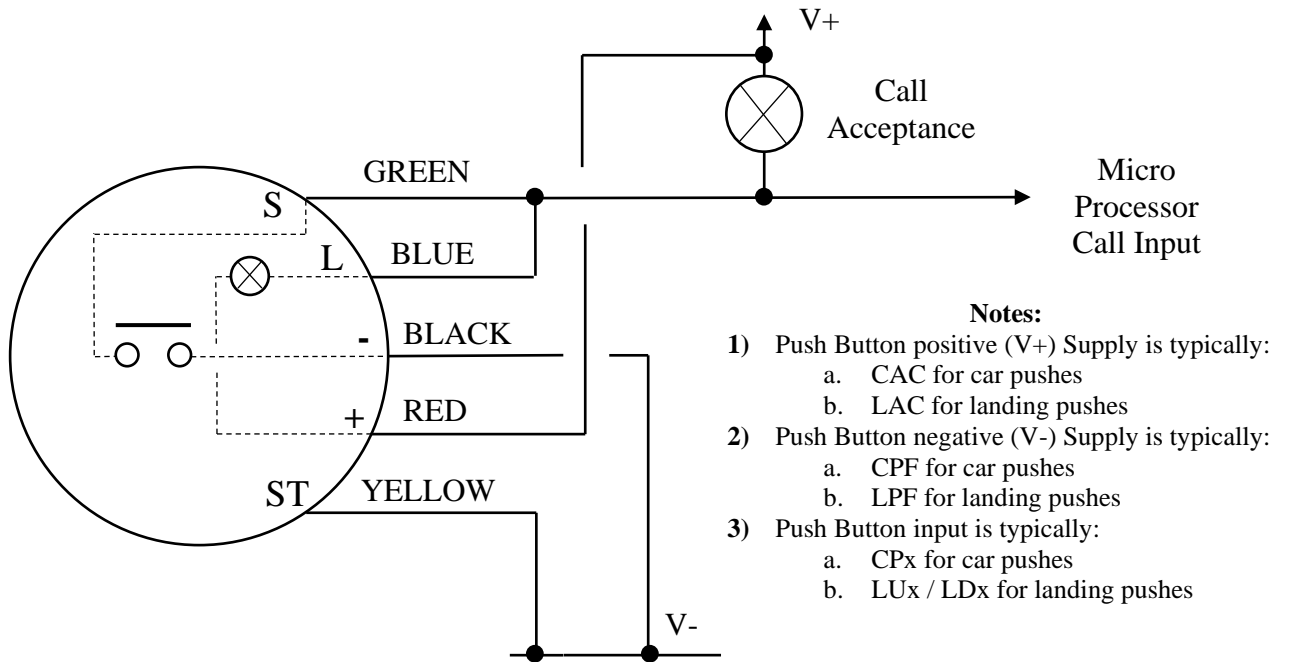
Fig 2.2



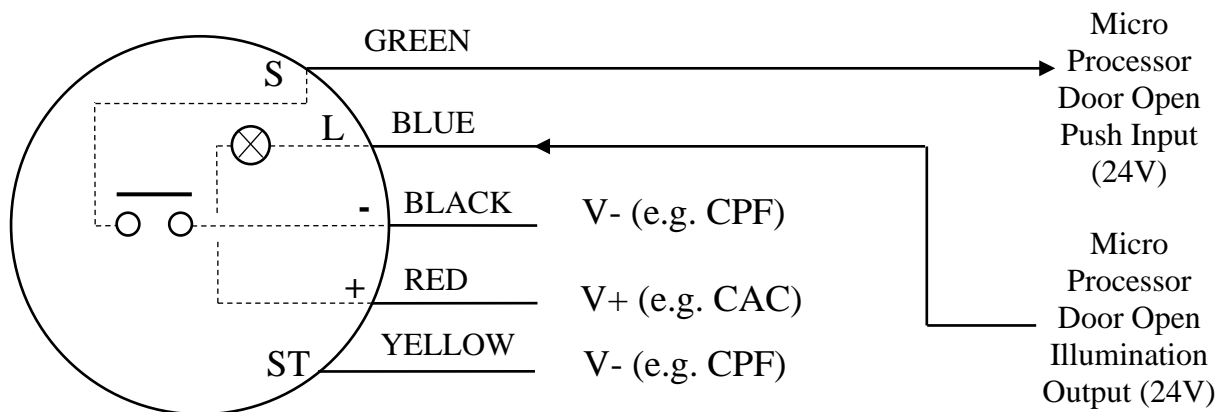
Dimensions:

Push Button Diameter	= 37mm
Push Button Bezel	= 39.2mm

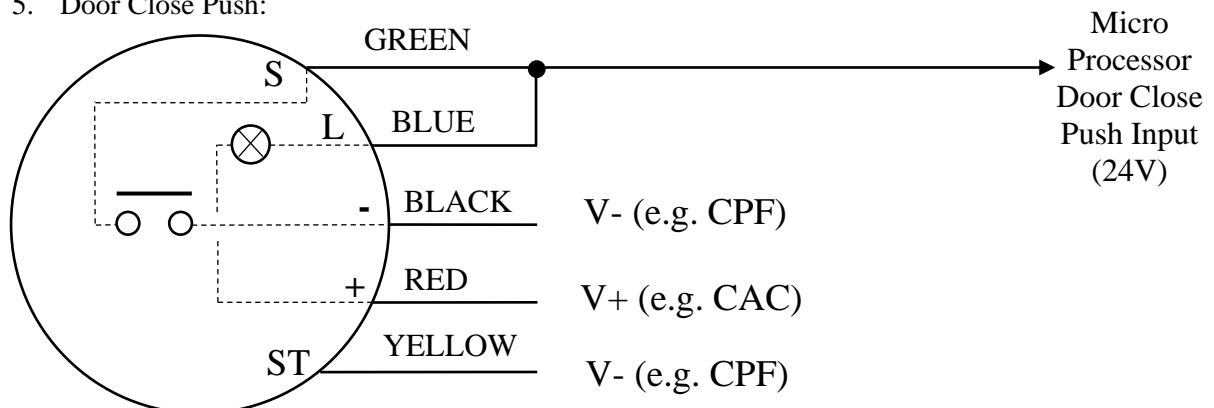
3. Call Button Connection:



4. Door Open Push / Door Open Push Illumination:



5. Door Close Push:



6. Alarm Button Connection (24V only):

