

Lester Control Systems Ltd

59 Imperial Way, Croydon, Surrey, CR0 4RR.

Tel: **020 8288 0668**

Email: info@lestercontrols.co.uk

www.lestercontrols.co.uk

Flasher Indicator Sounder (FIS) Quick Setup Guide, Issue 1: 27/10/2022

Audible and Visual warning device for use in the lift shaft, and under the lift car.

Dimensions:

82 (w) x 80 (h) x 55 (d)

Polycarbonate IP65 Rated

UL94-HB Flammability Standard

Mounting Holes: Hole Centres

68mm High

70mm Wide

Current Usage

20mA@12V DC

50mA@24V DC

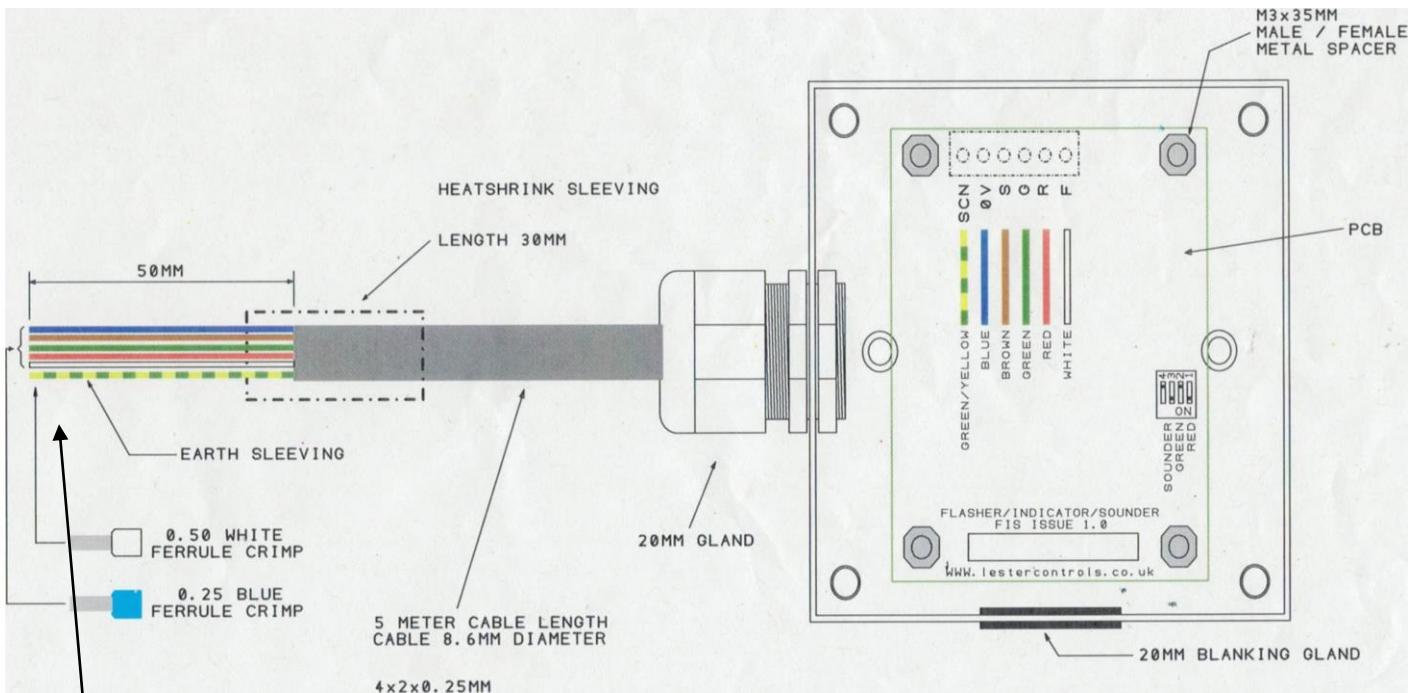
Buzzer Sound Output

95dB at 10cm.

Inputs


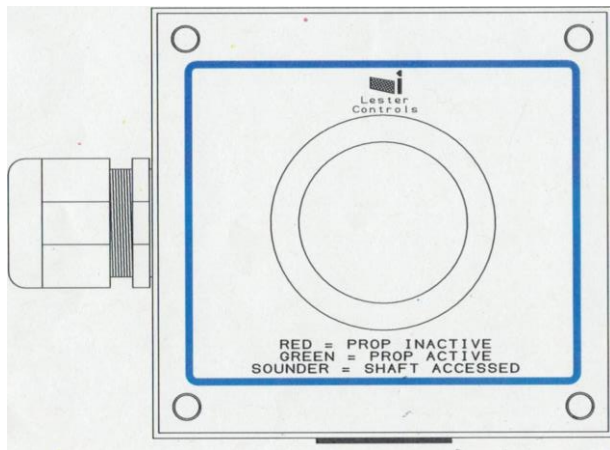
RED / GREEN and SOUNDER, also a FLASH input which can be configured for any combination of RED / GREEN or SOUNDER





The wiring colours are as follows:

Green / Yellow	= Screen
Blue	= 0V
Brown	= Sounder
Green	= Green
Red	= Red
White	= Flasher



DIL SWITCH FLASHER SETTINGS
(FLASHER CONFIG)

When the F (Flasher) input is ON, the following functions can be selected:
 ONE function, or ALL may be selected, by switching the DIL switch to ON. The LED's will flash once per second approx., similarly the sounder will sound once per second approx.

SOUNDER	= Sounder pulses
GREEN	= Flash GREEN
RED	= Flash RED

Default = RED and SOUNDER ON.